

## Standard Features

---

### Task Chair:

**Base & Castors:** Five star glass filled nylon base  
26.4" diameter, 2.36" twin wheel polyamide castors  
Load capacity 50kgs per castor (total 250kgs)

### Cantilever Base:

**Base:** Self arm cantilever frame, 9.84" high tensile steel tube  
**Finish:** Chrome

**Gas Lift:** Black outer support cylinder with 3.54" of adjustment, suitable for users up to 150kgs

### Mechanism:

Synchronised seat and backrest  
Lockable in various positions  
Safety (anti-kick) release system  
Back range of adjustment 20°  
Seat range of adjustment 6°  
Body weight tension control

### Back:

- Mesh back (100% polyester) with tubular steel inner frame
- Upholstered ribbed back, Combustion Modified High Resilience (CMHR) foam with tubular steel inner frame

**Seat:** Upholstered double curvature seat pad, Combustion Modified High Resilience (CMHR) cold cure moulded foam with wooden inner and black linen under seat

### Task Chair Arms:

2D Height adjustable arms  
Polyurethane arm pads

### Cantilever Arms:

Tubular steel with polypropylene pads



## Optional Extras

---

### Arms:

3D Adjustable arm

### Mechanism:

Seat depth adjustment (5cm)  
Synchro with independent seat tilt adjustment

### Task Chair Base:

Polished aluminium  
Silver painted RAL9006

### Castors & Glides:

Glides  
Soft wheel castors  
Brake loaded or un-loaded castors

## Standards

Chairs are designed to conform to the following British and European Standards







BS EN 1335-1: 2000  
*Office Furniture – Office work chair*

BS 5259-2: 2000 & A2 2008  
*Specification for the performance requirements and tests for office Furniture.*

BS EN ISO 9241-5:1999  
*Ergonomic requirements for office work with video display terminals*

BS EN 13761: 2000  
*Office furniture – Visitors chairs*

## Dimensions

Model	<b>PN52B</b> <i>Medium Rib Back</i>	<b>PN58B</b> <i>High Rib back</i>	<b>PN21C</b> <i>Medium Rib Back</i>
			
Back Height	18.11	18.11	18.11
Seat Height	17.72-21.25	17.72-21.25	21.65
Seat Depth	18.50	18.50	17.72
Overall Depth	22.44	22.44	21.65
Overall Width	24.80	24.80	19.29
Back Width	17.71	17.71	17.72
Arm Height			26.38
Model	<b>PN55B</b> <i>Medium Mesh Back</i>	<b>PN61B</b> <i>High Mesh back</i>	<b>PN22C</b> <i>Medium Mesh Back</i>
			
Back Height	18.11	18.11	18.11
Seat Height	17.72-21.25	17.72-21.25	21.65
Seat Depth	18.50	18.50	17.72
Overall Depth	22.44	22.44	21.65
Overall Width	24.80	24.80	19.29
Back Width	17.71	17.71	17.72
Arm Height			26.38

*All measurements in inches*

## Environmental

**Recycled Content:** 35% (est)

**Recyclable Content:** 98%

Plastic components >25g are labelled in accordance with ISO 11469

Edge Design and Pledge Chairs manufacture in the united Kingdom and are a "True Manufacturer" producing wooden, steel and upholstered products at our site in Leighton Buzzard. We are committed to the efficient use of energy and continually review our processes to reduce environmental impact seeking to utilize technologies which minimise energy and material consumption in our products and services.